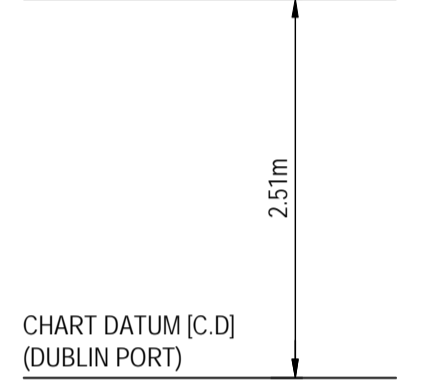
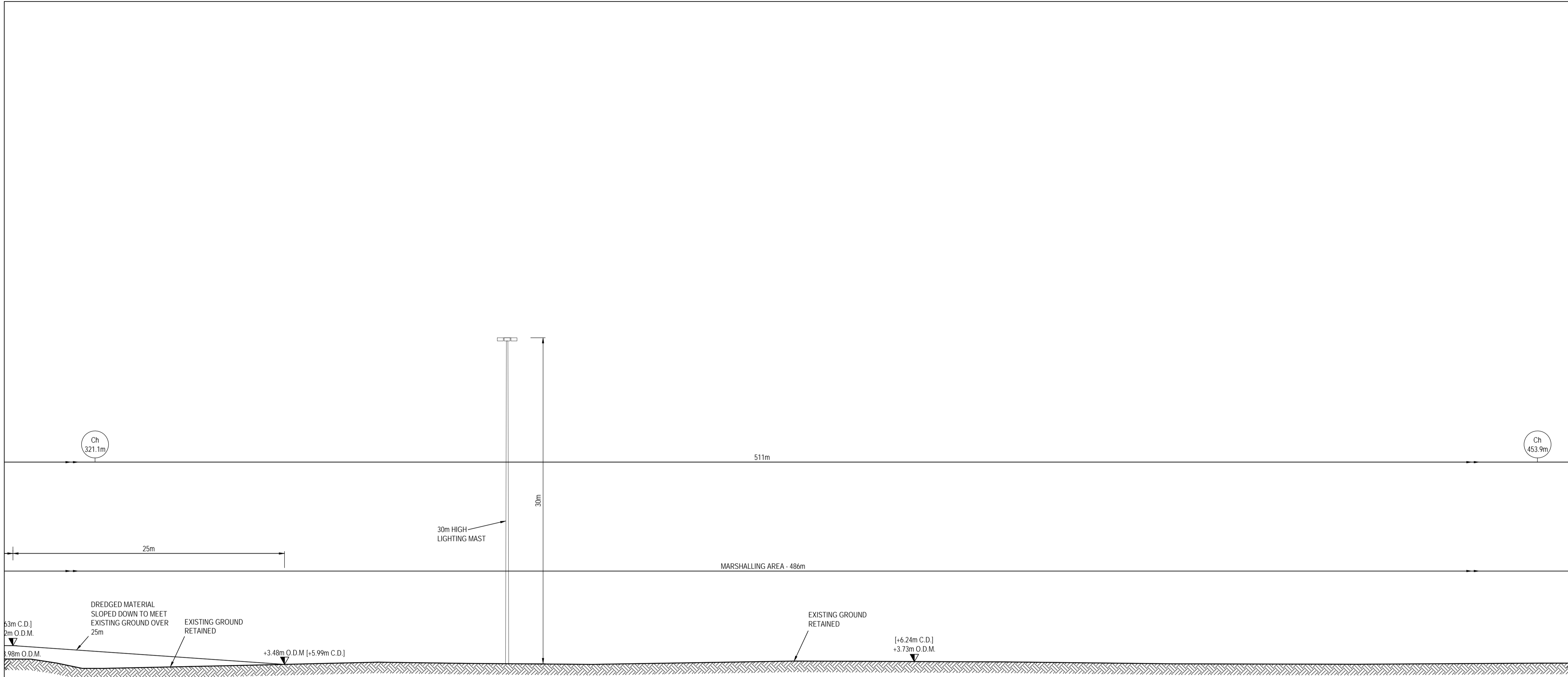


NOTES

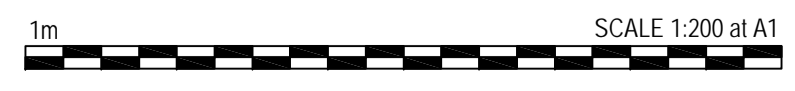
- Verifying Dimensions.
The contractor shall verify dimensions against such other drawings or site conditions as pertain to this part of the work.
- Existing Services.
Any information concerning the location of existing services indicated on this drawing is intended for general guidance only. It shall be the responsibility of the contractor to determine and verify the exact horizontal and vertical alignment of all cables, pipes, etc. (both underground and overhead) before work commences.
- Issue of Drawings.
Hard copies, dxf and pdf will form a controlled issue of the drawing. All other formats (dwg, dxf etc.) are deemed to be an uncontrolled issue and any work carried out based on these files is at the recipient's own risk. RPS will not accept any responsibility for any errors arising from the use of these files, either by human error by the recipient, listing of un-dimensioned measurements, compatibility issues with the recipient's software, and any errors arising when these files are used to aid the recipient's drawing production, or setting out on site.
- DATUM:** Ordnance Datum Malin (Unless Noted Otherwise)
- DUBLIN PORT COMPANY
ORDNANCE SURVEY IRELAND
LICENCE No. EN 0001614
© ORDNANCE SURVEY IRELAND/
GOVERNMENT OF IRELAND
- ALL LEVELS RELATIVE TO ORDNANCE DATUM MALIN UNLESS NOTED OTHERWISE
- [**]m C.D.] REFER TO LEVELS AT CHART DATUM (DUBLIN PORT)
- ORDNANCE DATUM MALIN [O.D.M.]



- H.A.T. HIGHEST ASTRONOMICAL TIDE
L.A.T. LOWEST ASTRONOMICAL TIDE
- ELEVATION LOCATION AND DIRECTION (KEY PLAN ONLY)
- REFER TO IBM0498-GA-017 FOR SECTION LOCATIONS.
- REFER TO IBM0498-B52-019, 020, 021 and 023 FOR ADDITIONAL DRAWINGS



**SECTION E-E:
CHAINAGE 321.1m to 453.9m [1:200]**



rev	amendments	drawn	date

RPS Elmwood House T +44 (0) 28 90 667914
74 Boucher Road F +44 (0) 28 90 668286
Belfast W www.rpsgroup.com/ireland
BT12 6RZ E ireland@rpsgroup.com

Client
**COMHLAUGHT CHALAFORT
ÁTHA CLIATH
DUBLIN PORT COMPANY**

Project
Alexandra Basin Redevelopment

Title
New Berth 52
Section EE
Sheet 4

Architect
-

Drawing Status Planning	Sheet Size A1	Drawing Scale 1:200
----------------------------	------------------	------------------------

Drawing Number IBM0498-B52-022	Rev -
--	----------

Project Leader S.A.H.	Drawn By M.H.	Date Jan 2014	Initial Review S.A.H.
--------------------------	------------------	------------------	--------------------------